



MGC Health™ Transfer Bench in Microban®

POWERED BY
MICROBAN®



MGC HEALTH™ Transfer Bench with MICROBAN antimicrobial and antifungal technology is a must-have bathroom aid accessory to prevent slips and falls in the shower or a bathtub. This Transfer Bench provides a safe bathing experience for people who have trouble standing and walking. MGC Health Transfer Bench ensures a stable place for patient to sit on when showering. MGC Health Bath Safety products provide you with best value for your money. We place great importance on the quality and usability of our Bath Safety Product Items. They are produced for MGC HEALTH at high-quality manufacturing facilities, they passed rigorous safety and durability testing by Bureau Veritas, & each shipment has been inspected by SGS. All MGC Health products come with a limited lifetime warranty.

Key Product Features

1. Protected by MICROBAN Antimicrobial & Antifungal Technology that helps prevent the growth of damaging stains and odor-causing bacteria on the product
2. Weight Capacity: 300 lb, Strongly Built with durable and corrosion proof Aluminum frame with side arms that provides additional stability. Height adjustable legs and seat height can be adjusted from 17.5" to 22.5"
3. Tool-free assembly makes it remarkably easy for seniors to assemble the Transfer Bench by themselves
4. Lightweight bath seat is easily movable and provides comfort and safe experience while bathing to help seniors, elderly, disabled and people recovering from injury
5. Convenient for people lacking strength, stamina and people who are in pain & helps patient maintain independence
6. Safe in the bathtub with non slip rubber feet that firmly hold the seat in place and makes it easier for seniors to use and prevent from slipping while bathing.











Product & Packaging Specification

Specification	Description
UPC	383173000351
MGC Ref	IT000060
Material	HDPE, Aluminum
Seat Height	15.5" - 22.5"
Product Weight	13.6 lbs
Weight Capacity	300 lbs
Warranty	Limited Lifetime
Retail Box Shelf dimensions	17.7 x 8.9 x 14.4
Shipping Dimensions	18 x 18.5 x 15
Units per Case	1
Cases per pallet	12

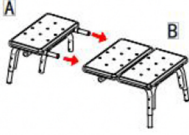
Assembly Instruction

- A. One panel section of Seat
- B. Two panel section of Seat
- C. Arm Rest
- D. Back Rest
- E. Two legs with extension
- F. Two legs with extension with suction cups
- G. Four E Clamps

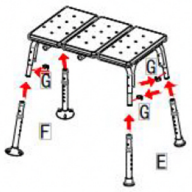
IT000060

	Hardware List			
	A: 1PCS 	B: 1PCS 	C: 1PCS 	
D: 1PCS 	E: 2PCS 	F: 2PCS 	G: 4PCS 	

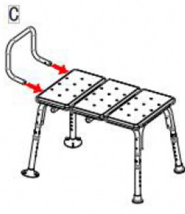
1. Install seat



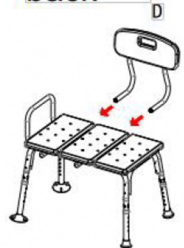
2. install foot tube



3. install handrail



4. install back



5. complete

